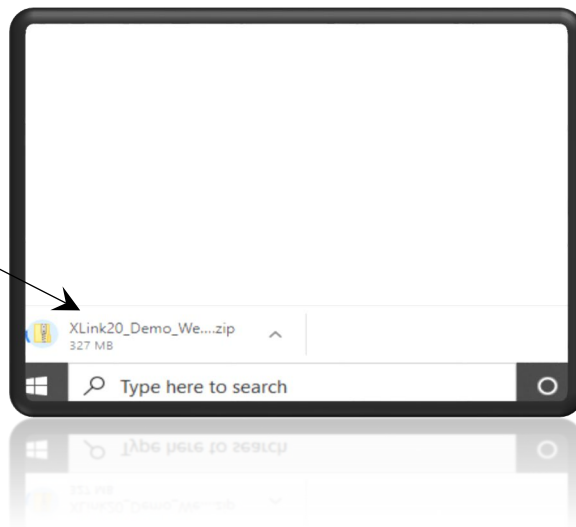




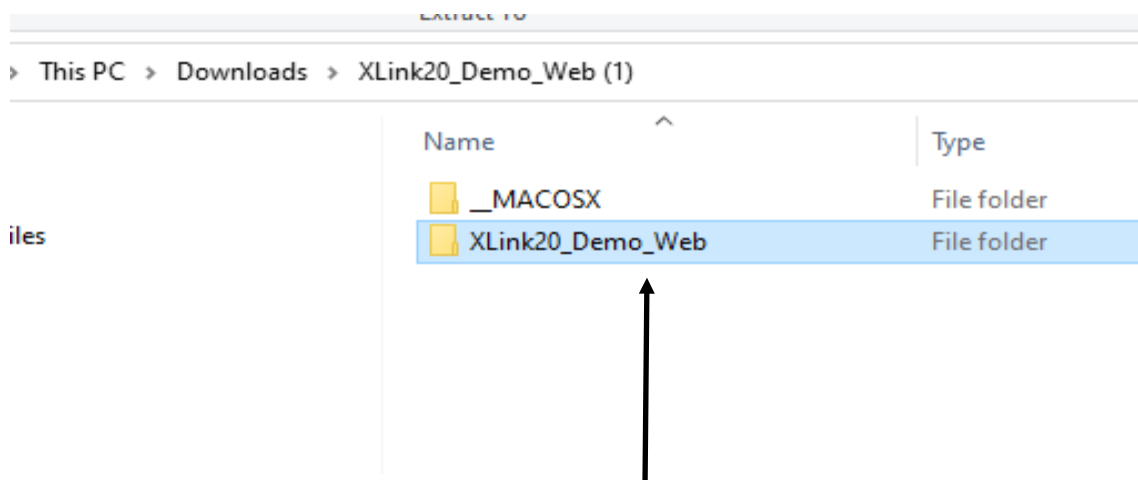
[123 Income Tax Demo](#)

Valla a nuestra pagina de internet haciendo clic en el link de arriba. Ya que este aqui, seleccione "Download Demo"

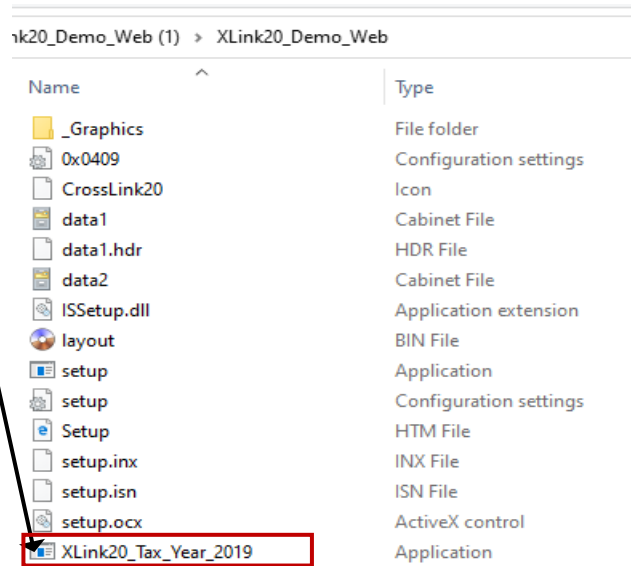
Un archivo aparecera en la esquina de abajo. Haga clic en ese archivo.



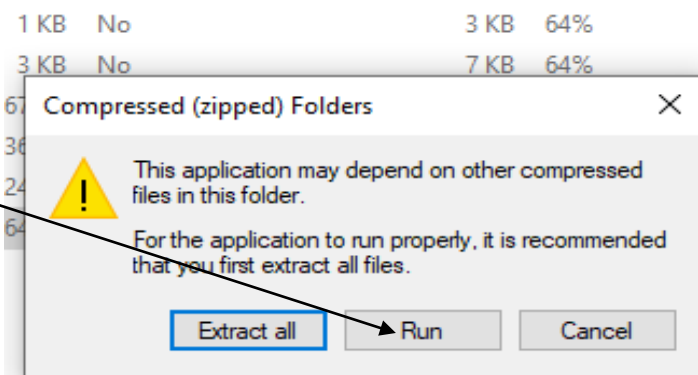
Sera llevado a su explorador de archivos. Simplemente haga clic en el "XLink20\_Demo\_Web"



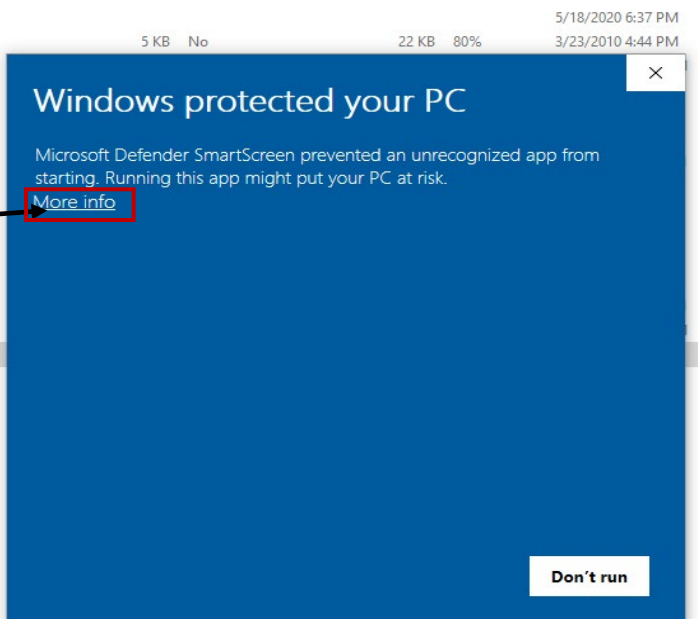
Dentro de este archivo, seleccione la application que esta en la parte de abajo.



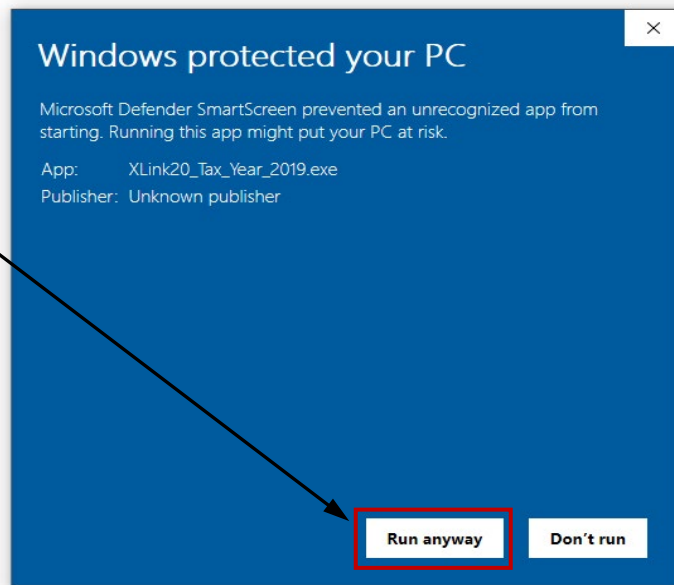
Seleccione "Run"



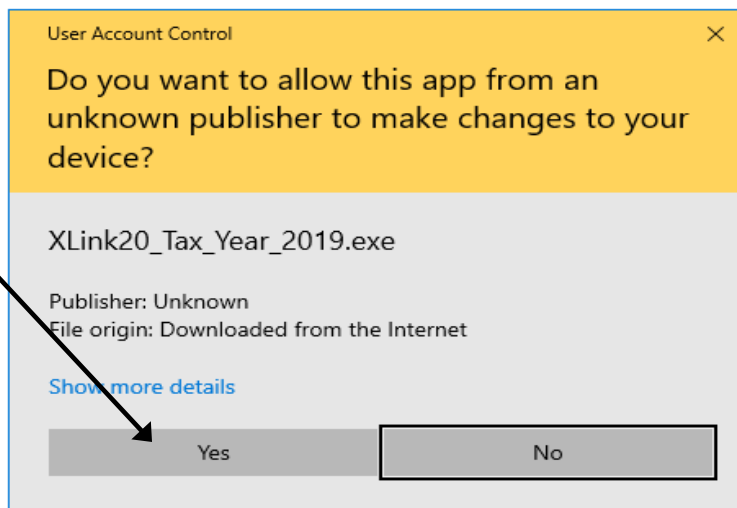
Tal ves esta pagina aparesera  
Nada mas seleccione  
"More info"



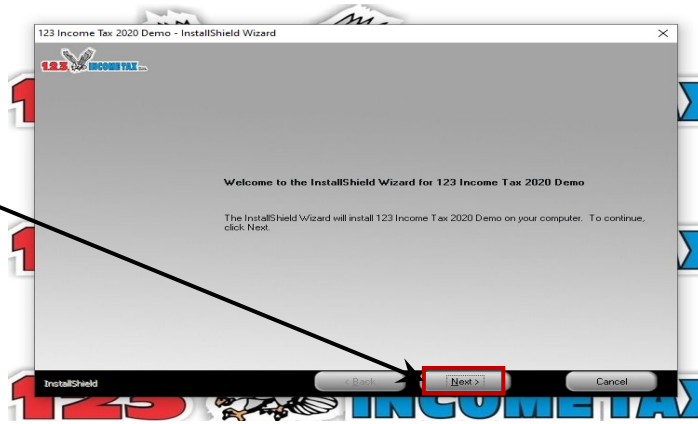
Y despues, haga clic en "Run anyway"



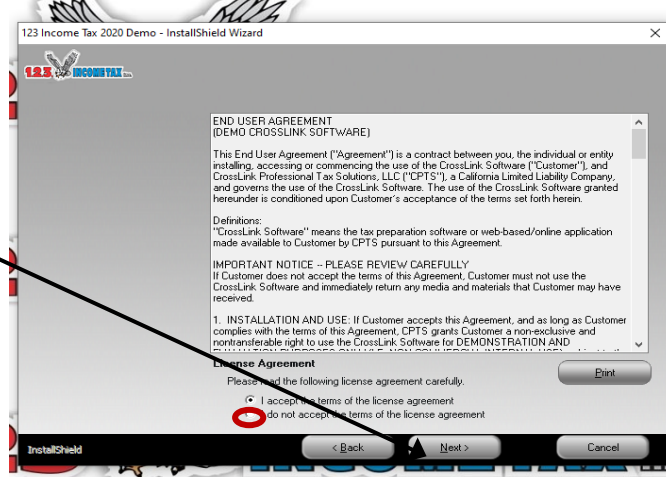
Cuando se le solicite, seleccione "Yes".



Haga clic en "Next"

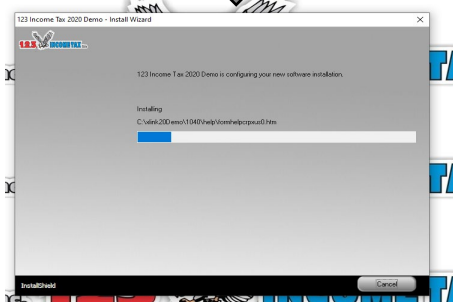
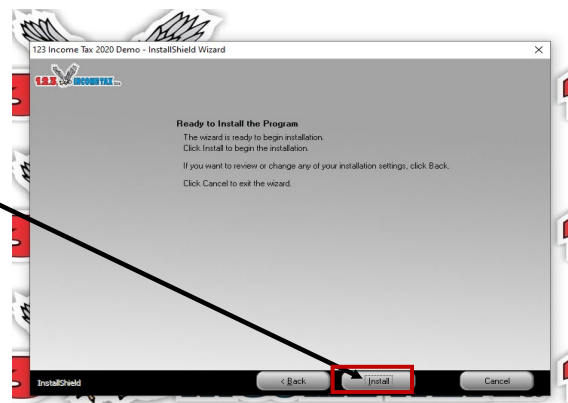


Acepte los terminos y condiciones del programa luego, seleccione "Next"

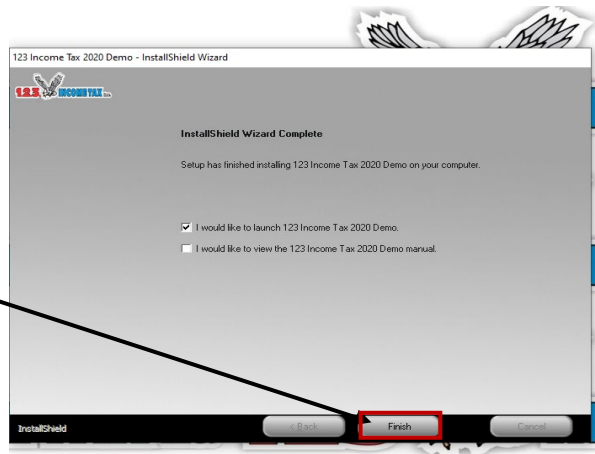


Haga clic en "Install"

Esta pagina aparecera



Haga clic en la primer palomita y despues en "Finish"



Felicidades! Acabas de instalar el demo!

123 Income Tax 2020 1040 Returns

Dashboard Setup Utility Reports Commands Help

User Id: 1001 Tax Year: 2019 Version: 2020.032 Logout: DEMO

### Work In Progress Summary

Category	Item	Count
Tax Returns	Select a Return	22
	Status Summary List	
	Management Dashboard	
	Training Returns	5
	TaxPass Mobile App Retrieval	
Printing Queue	Checks, Registers, and Activation	4
	Tax Returns	4
	Proformas	2
	Federal Acknowledgement Letters	10
	State Acknowledgement Letters	3
Other Items	Software Updates	
	Secure E-Mail [1 New]	1
	Bulletins [7 New]	7
	Today's Appointments	
TextLink Plus Inbound		
Transmit Queue	Transmit to Central Site	3
	Archive to Central Site	10
	Recover from Archive	
Exceptions/Rejects	Fed Rejects	8
	State Refused and Rejects	1
	Fed Refused	1
	Fed/State Alerts	
	Verify Retrieved / Feeder Returns	
	Bank Rejected	
	Pending Remote Signatures	2
Completed Remote Signatures	2	
Quick Reports	Text Message	
	8453 Status Report	
	Checks Ready	
IRS Ack Counts		